




West Contra Costa Unified School District
 Bond Program
 2014 Total Bond Program Budget
 as of June 30, 2014

12/9/2014

Project Title	Budget	Actual	Encumbered	Actual + Encumbered	Balance
Msr 1998 E Projects		2,556,096		2,556,096	(2,556,096)
Modernization					
Hercules M/HS		2,535,093		2,535,093	(2,535,093)
Lovonya De Jean					





West Contra Costa Unified School District
Bond Program
2014 Total Bond Program Budget
as of June 30, 2014

12/9/2014

Project Title	Budget	Actual	Encumbered	Actual + Encumbered	Balance
Kennedy Science Wing	7,500,000	4,986,317	946,093	5,932,410	1,567,590
Leadership + Gompers	2,516,739	2,516,739		2,516,739	0
Richmond High School	11,482,248	12,242,078	689,864	12,931,943	(1,449,695)
Castro ES	350,000	316,364		316,364	33,636
Dover ES	32,028,549	31,756,610	1,090,826	32,847,435	(818,886)
Ford ES	29,750,000	29,334,720	38,929	29,373,650	376,350
King ES	23,731,085	24,077,148	53,345	24,130,493	(399,408)
Nystrom					



West Contra Costa Unified School District
 Bond Program
 2014 Total Bond Program Budget
 as of June 30, 2014

12/9/2014

Project Title	Budget	Actual	Encumbered	Actual + Encumbered	Balance
Technology	10,000,000	3,012,203	4,650	3,016,853	6,983,147
Program Administration	27,000,000	24,076,424	1,478,520	25,554,944	1,445,056
Msr 2012 E Projects	22,100,000	10,317,469	4,042,298	14,359,767	7,740,233
Modernization					
Cameron New School	250,000	6,348	108,292	114,640	135,360
Lake ES New School	500,000	214,734	100,866	315,600	184,400
Mira Vista ES ADA Access	100,000				100,000
Olinda ES New School	500,000	106,250	88,750	195,000	305,000
Riverside ES	250,000	185,743	2,600	188,343	61,657
Shannon ES					